

Kitchen/Craft Room Renovation Proposal

Champion: Jamie Burdeski

Proposed for i3Detroit 2015 CY Budget

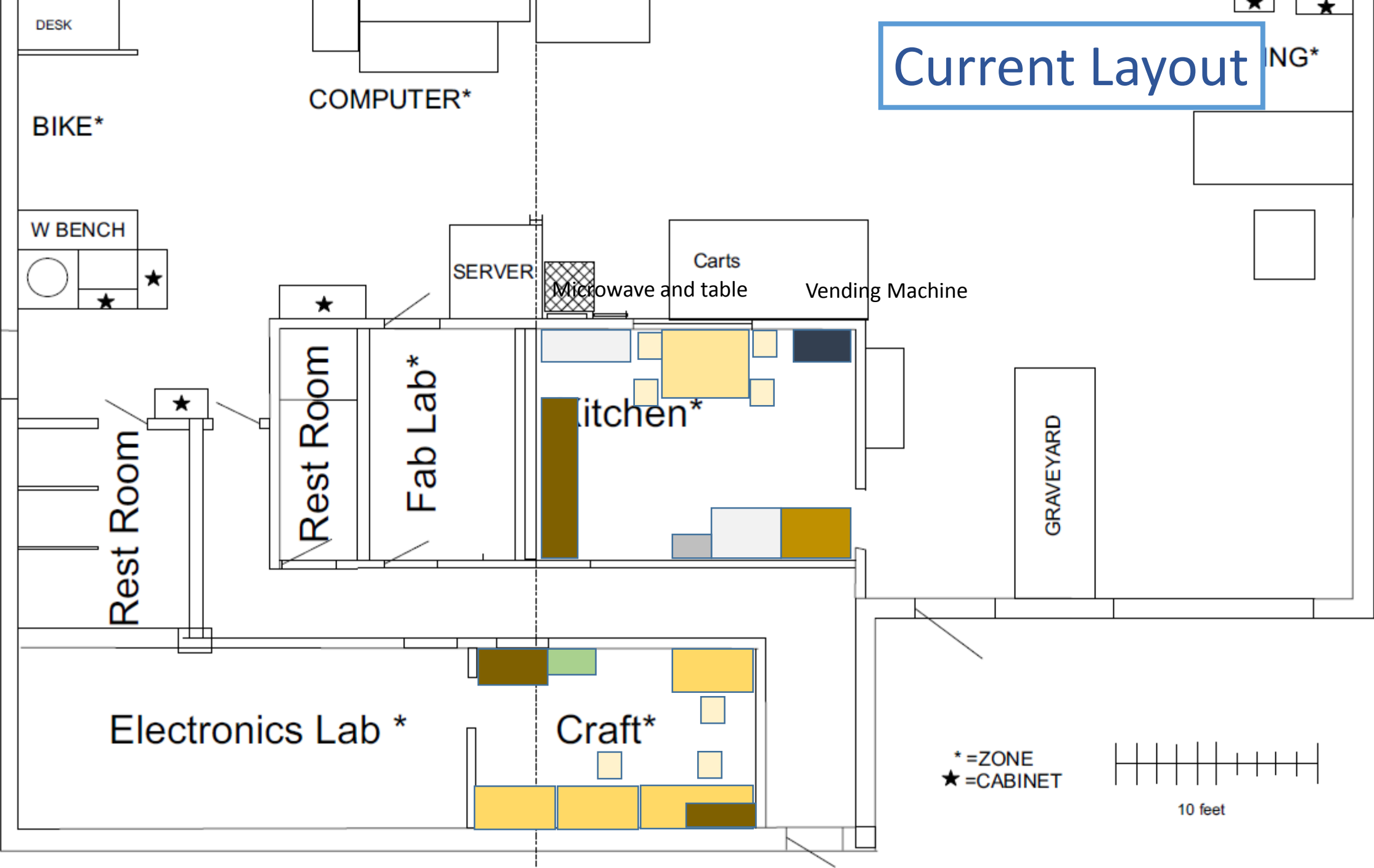
12/11/2014

Overview

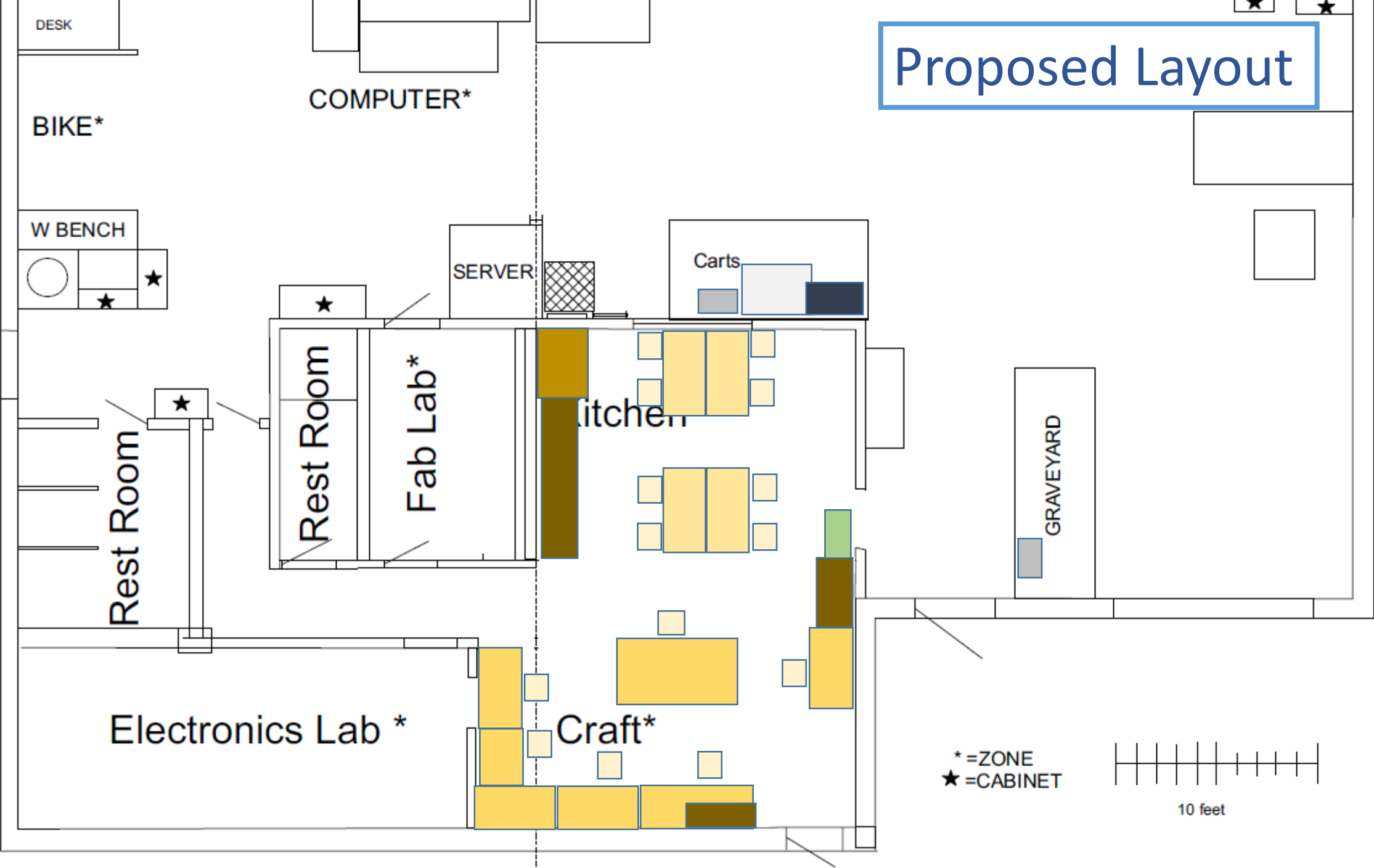
Whereas i3Detroit is an educational resource for the community, but there is no quiet space to hold classes or meetings when tools are being used in the shop, and whereas i3Detroit has an active subset of members that utilize or would like to utilize craft room resources but the craft room equipment, supplies, and work areas are expanding beyond the limits of the current craft room floor plan, the following measures are proposed, detailed in the rest of this presentation, to be uploaded to the i3Detroit wiki upon adoption of this proposal.

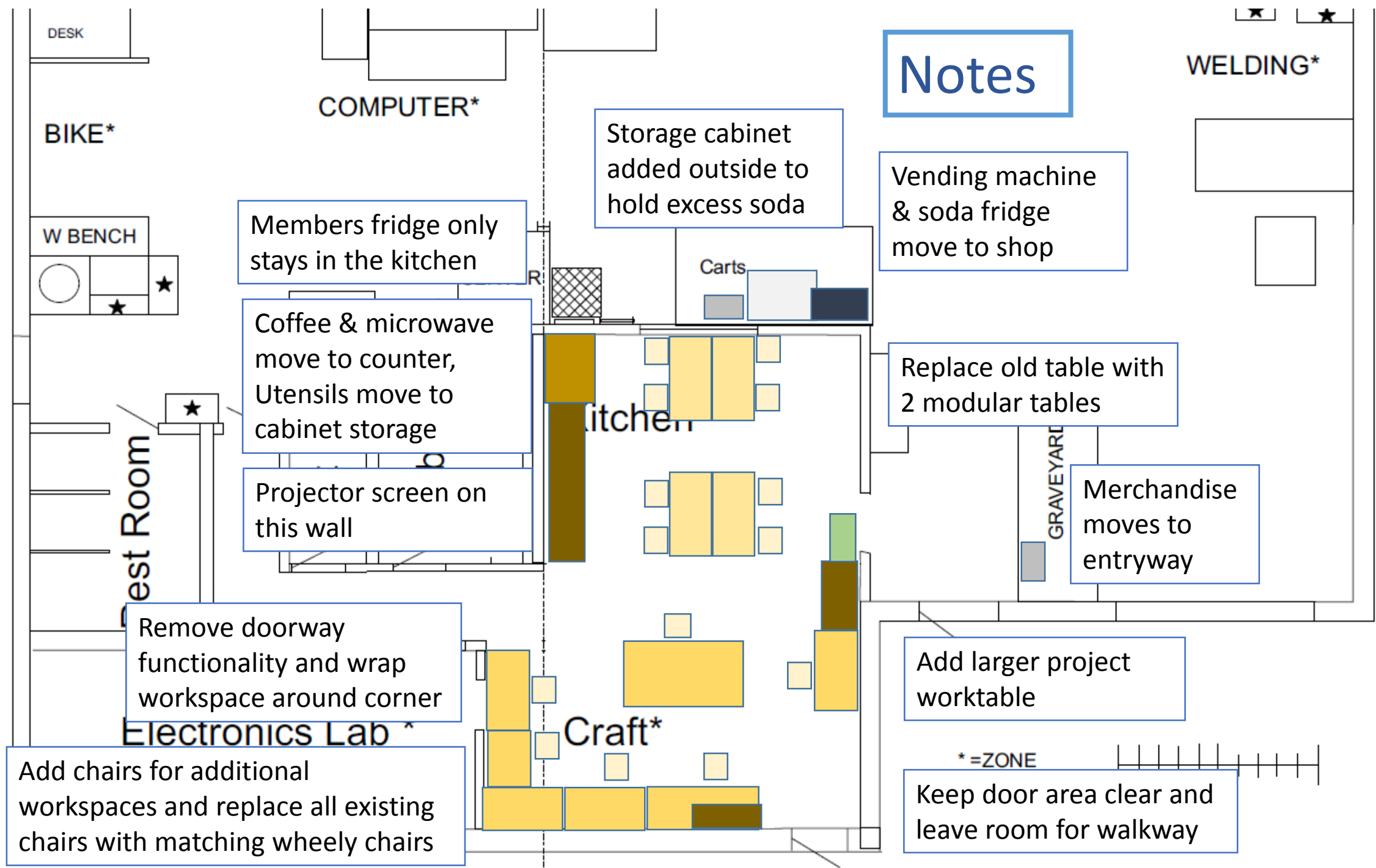
- Rearrange kitchen, tear down wall between kitchen and craft room, and utilize hallway space to increase usable workspace
- Add soundproofing, furniture, and classroom equipment to create a dedicated teaching and working area with noise isolation from shop area
- Add furniture and storage to craft room to increase functionality
- Project to be completed by the end of June 2015
- Project Budget: \$4900 over 6 months

Current Layout



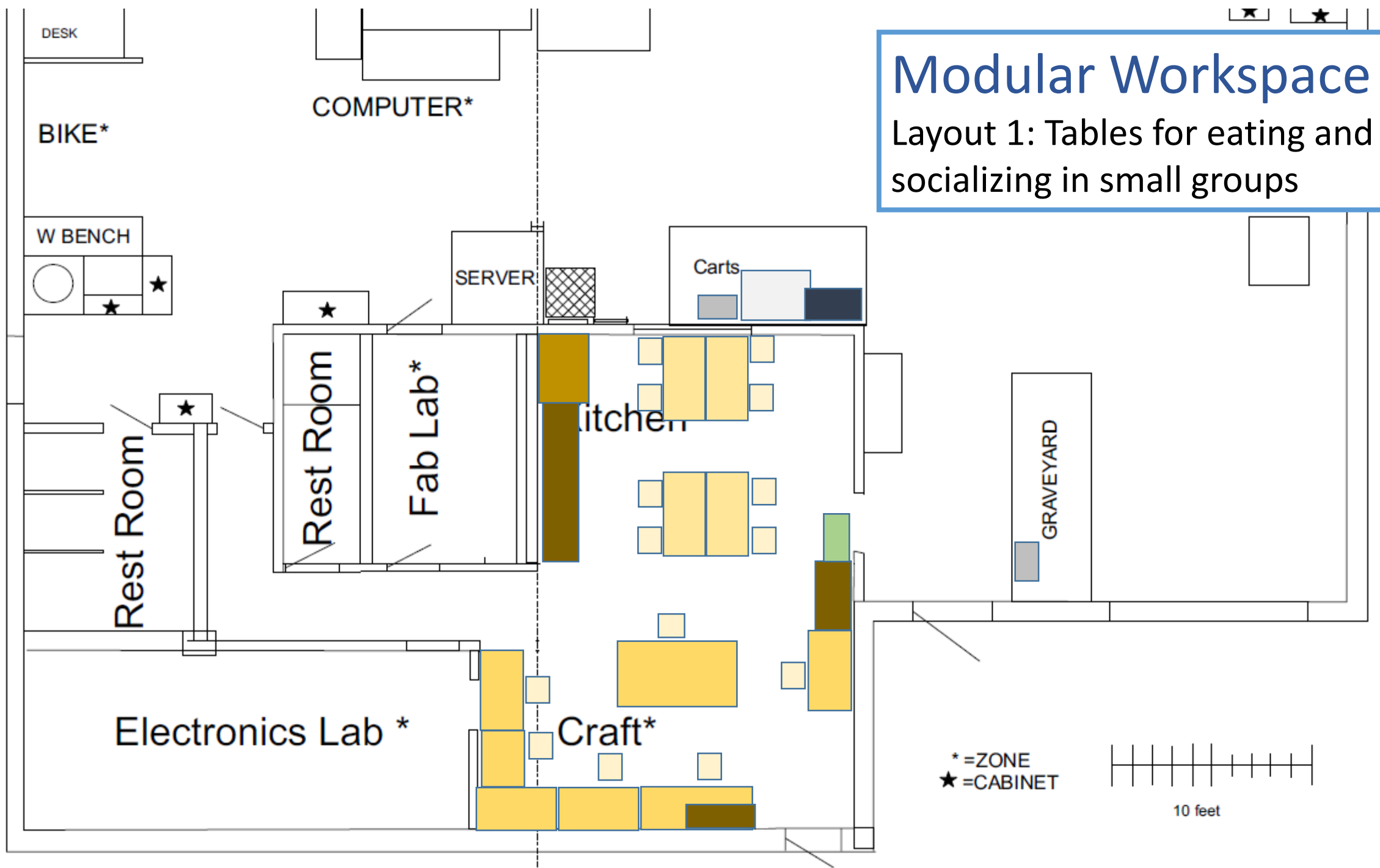
Proposed Layout

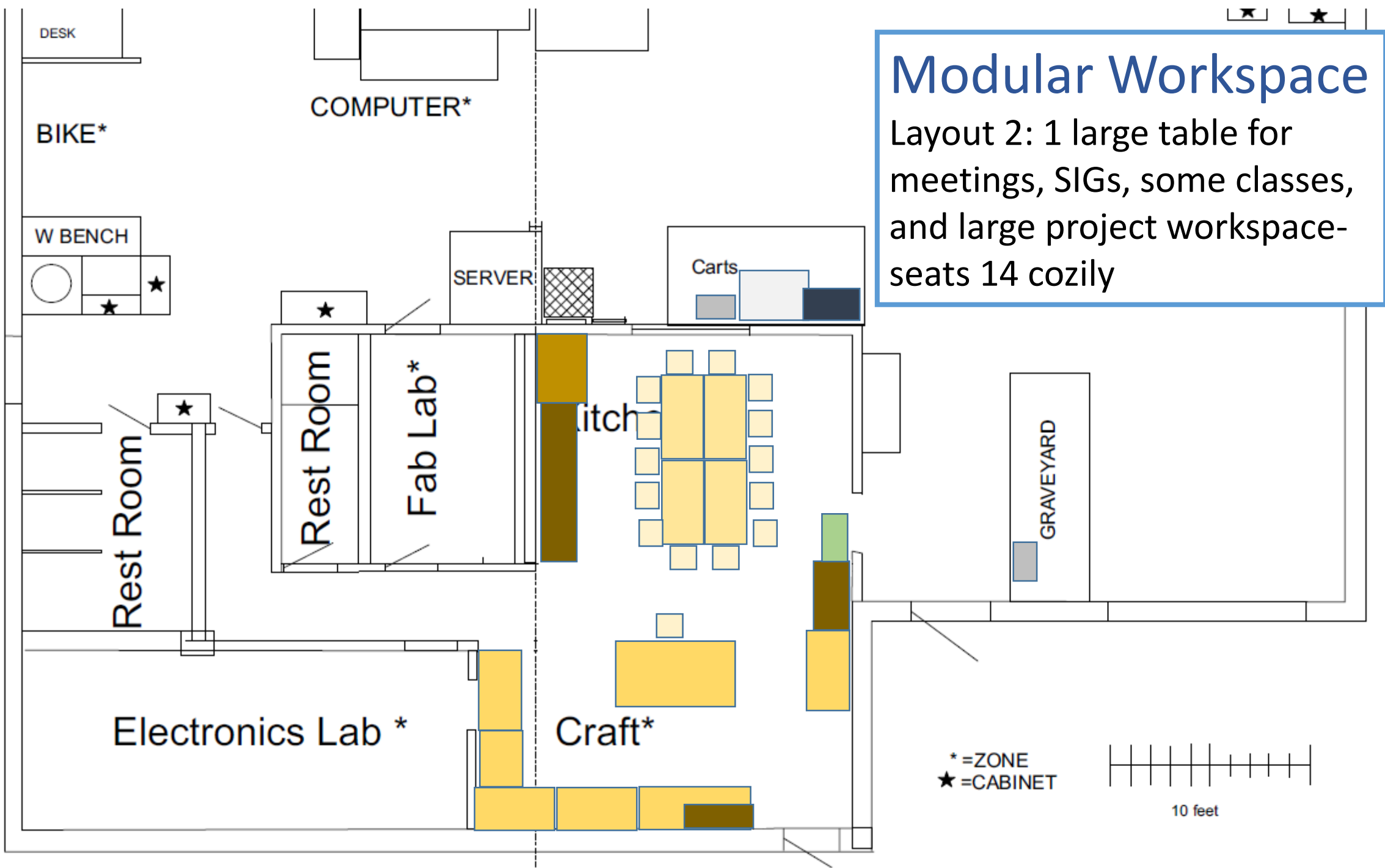




Modular Workspace

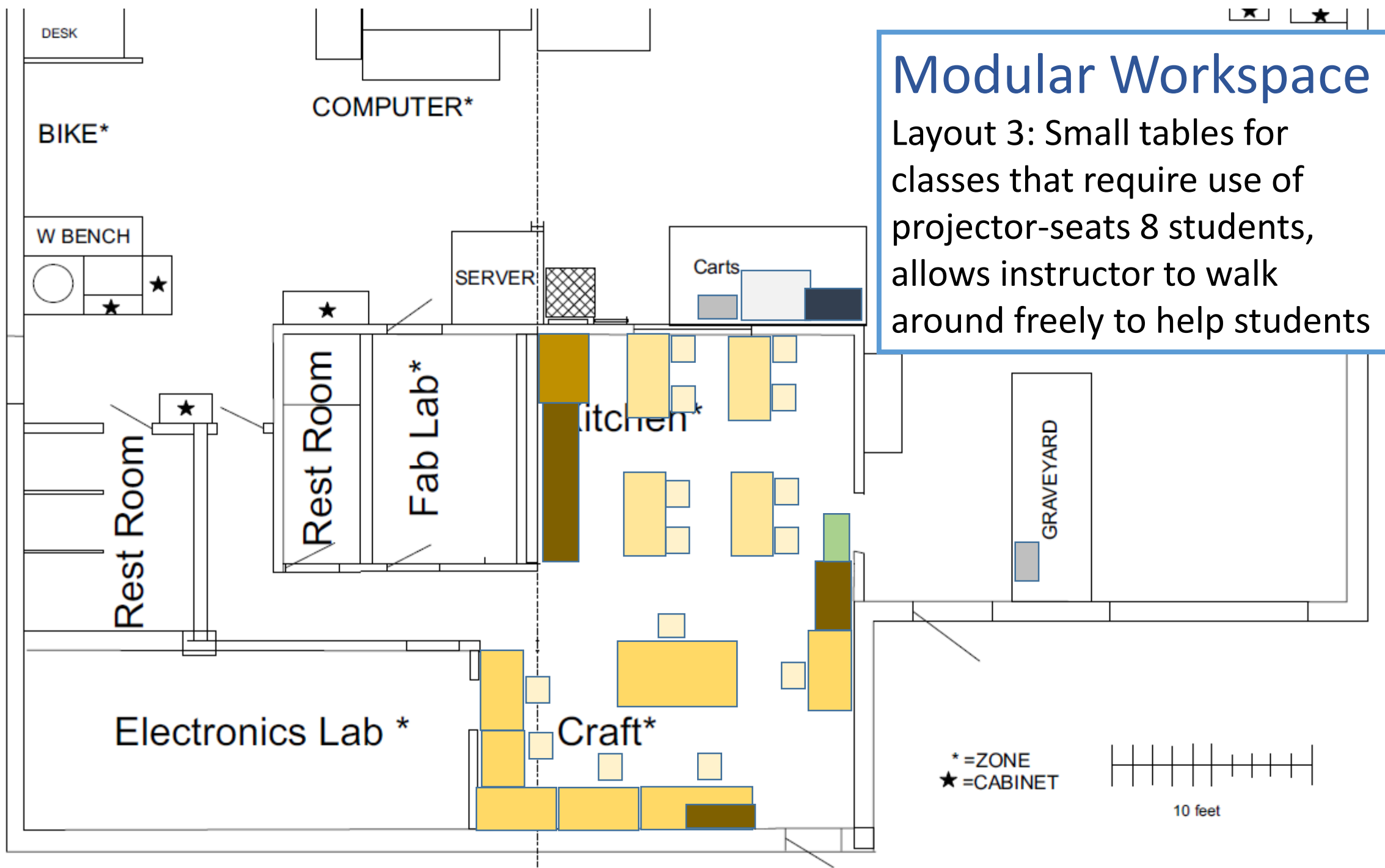
Layout 1: Tables for eating and socializing in small groups





Modular Workspace

Layout 2: 1 large table for meetings, SIGs, some classes, and large project workspace- seats 14 cozily



Project Breakdown

- 3 Phases
 - Definite endpoints that leave the space in a stable, usable condition
 - Allows a recuperation time in between each phase for project team to relax and do other things
- Phase 1- Rearranging kitchen
- Phase 2-Teardown and reconstruction
- Phase 3-Redecorating and adding new features

Project Breakdown-Phase 1

- Phase 1- Rearranging kitchen
 - Move vending machine and soda fridge outside
 - Move other furniture/appliances/storage in kitchen to their new locations
 - Buy/build storage for soda excess
 - Find new home for carts
 - Empty upper cabinets (tentative)
 - Re-arrange/optimize storage in kitchen cabinets
- This phase requires the least money-mostly a few pieces of heavy labor

Project Breakdown-Phase 2

- Phase 2-teardown and reconstruction
 - Engineer to inspect walls for removal
 - If necessary, put in support columns or otherwise reconfigure support
 - Demolish walls
 - Demolish Upper Cabinets (tentative)
 - Add some shelves that won't interfere with projector screen, if needed
 - Add soundproofing to remaining walls
 - Refinish walls as necessary
 - Refinish floor as necessary
- This phase requires the most effort, the most cost, and is critical to complete in a timely manner as the space will not be usable until the phase is complete

Project Breakdown-Phase 3

- Phase 3-redecorating and adding new features
 - paint all walls-both craft and kitchen
 - Install new flooring for continuity and flow
 - Buy or build new furniture
 - Tables
 - Extra workstations
 - 14 wheely chairs
 - Any shelving requested by craft room warden
 - Buy equipment for classroom use
 - Projector
 - Projector screen
 - Elmo for viewing small work
 - Microphone for teacher to use when moving to shop area
 - Install/set-up all classroom equipment
- This phase has the most flexible timing-each individual task should leave the space still in a usable condition

Project Timeline

| Phase | Estimated time to complete | Target Completion Date |
|---|----------------------------|------------------------|
| 1: Rearranging the kitchen | 1 week | End of Q4 2014 |
| 2: teardown and reconstruction | 1 month | End of Q1 2014 |
| 3: Redecorating and adding new features | 1 month | End of Q2 2014 |

Project Budget: Phase 1

| Task | Projected Cost |
|---|----------------|
| Move vending machine and soda fridge outside | \$0 |
| Move other furniture/appliances/storage in kitchen to their new locations | \$0 |
| Buy/build storage for soda excess | \$100 |
| Find new home for carts | \$0 |
| Empty upper cabinets (tentative) | \$0 |
| Re-arrange/optimize storage in kitchen cabinets | \$50 |
| Total | \$150 |

Project Budget: Phase 2

| Task | Projected Cost |
|--|----------------|
| Engineer to inspect walls for removal If necessary, put in support columns or otherwise reconfigure support | \$1000 |
| Demolish walls | \$0 |
| Demolish Upper Cabinets (tentative) Add some shelves that won't interfere with projector screen, if needed | \$100 |
| Add soundproofing to remaining walls | \$500 |
| Refinish walls as necessary | \$100 |
| Refinish floor as necessary | \$200 |
| Total | \$1900 |

Project Budget: Phase 3

| Task | Projected Cost |
|--|----------------|
| Paint all walls | \$150 |
| Install new flooring | \$300 |
| Tables | \$200 |
| Extra workstations | \$200 |
| 14 wheely chairs | \$800 |
| Shelving for craft room | \$100 |
| Projector | \$500 |
| Projector Screen | \$100 |
| Elmo | \$200 |
| Microphone | \$200 |
| Install/set-up all classroom equipment | \$100 |
| Total | \$2850 |

Project Budget

| Phase | Budget | Requested |
|---|---------------|--------------|
| 1: Rearranging the kitchen | \$150 | January 2015 |
| 2: teardown and reconstruction | \$1900 | January 2015 |
| 3: Redecorating and adding new features | \$2850 | April 2015 |
| Total | \$4900 | |